

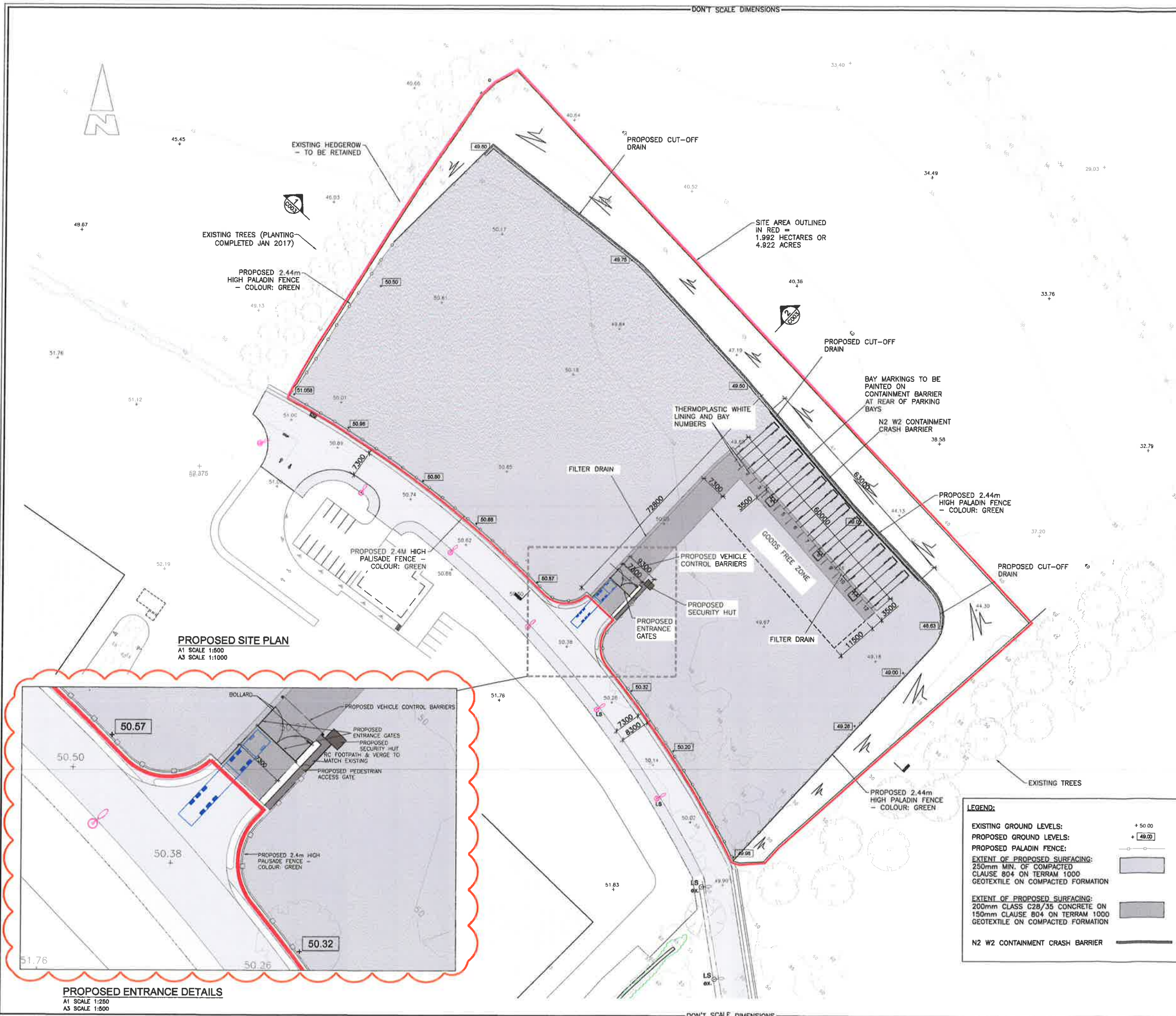
DON'T SCALE DIMENSIONS

Health and Safety:
THIS DRAWING TO BE READ IN CONJUNCTION WITH ALL OTHER RELEVANT DRAWINGS, THE SPECIFICATION AND THE SAFETY AND HEALTH PLAN.

TEMPORARY WORKS PROPOSALS AND/OR METHOD STATEMENTS TO BE SUBMITTED TO THE P.S.D.P. AND THE P.S.C.S. FOR WORKS WHICH INVOLVE PARTICULAR RISKS.

Notes:

1. NO PART OF THIS DRAWING MAY BE REPRODUCED OR TRANSMITTED IN ANY FORM OR STORED IN ANY RETRIEVAL SYSTEM OF ANY NATURE WITHOUT THE WRITTEN PERMISSION OF MALONE O'REGAN CONSULTING ENGINEERS AS COPYRIGHT HOLDER EXCEPT AS AGREED FOR USE ON THE PROJECT FOR WHICH THE DRAWING WAS ORIGINALLY ISSUED.
2. THE APPOINTMENT OF THE PROJECT SUPERVISOR DESIGN PROCESS IS THE CLIENT'S RESPONSIBILITY.
3. ALL DIMENSIONS IN mm UNLESS NOTED OTHERWISE.
4. THE CONTRACTOR SHALL CHECK ALL DIMENSIONS PRIOR TO COMMENCEMENT OF CONSTRUCTION. DISCREPANCIES SHALL BE REPORTED TO THIS OFFICE IN WRITING.



P1	PLANNING ISSUE	29.03.17	SD	JN	JH
P	PLANNING ISSUE	27.01.17	MG	SD	JN
Rev.	Description	Date	Drawn	Chkd	Appr

THIS DRAWING TO BE USED FOR PLANNING PURPOSES ONLY

MOR
MALONE O'REGAN
CONSULTING ENGINEERS
St Catherine's House,
Catherine Street,
WATERFORD.
Tel: +353 51 876 865
Email: info@maloneoregan.ie
Web: www.maloneoregan.com

Offices also in:
DUBLIN : Tel: +353 1 280 2655 Email: info@mor.ie
GALWAY: Tel: +353 91 531 069 Email: galway@mor.ie
LONDON: Tel: +44 208 8281885 Email: london@mor.ie

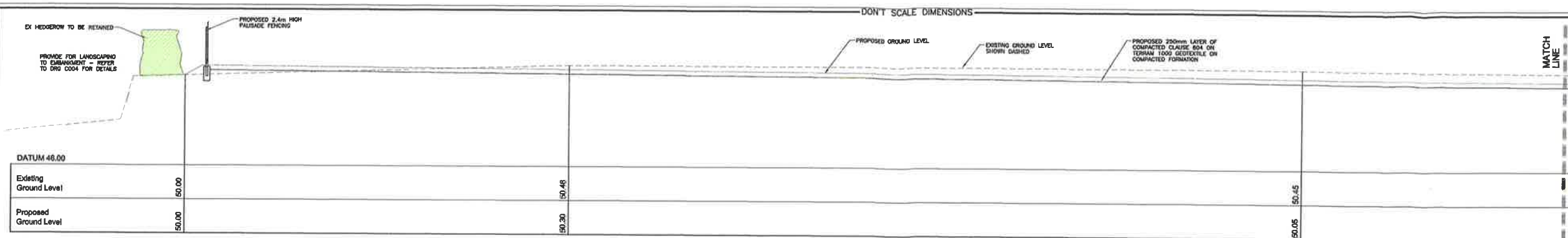
Client: **PORT OF WATERFORD COMPANY**

Job: **SITE No. 3 BELVIEW
SITE DEVELOPMENT WORKS**

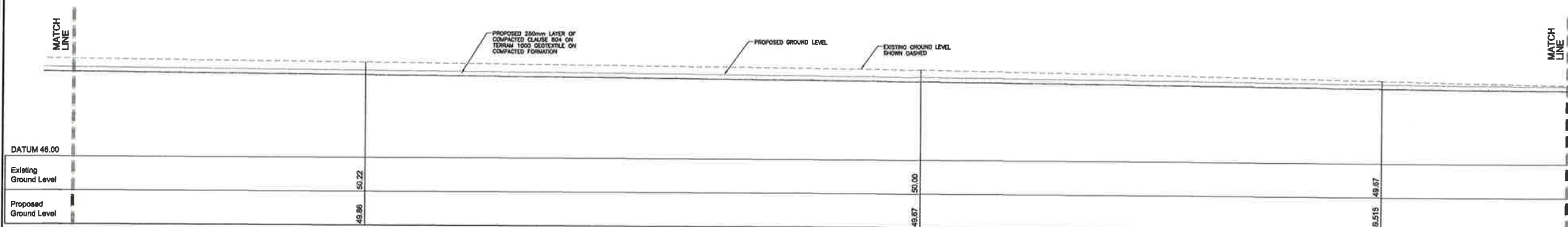
Drawing: **PROPOSED SITE LAYOUT**

Job No	Dwg No	Stage	Revision	Scale
W17002	C002	PL	P1	A1 1:500 A3 1:1000

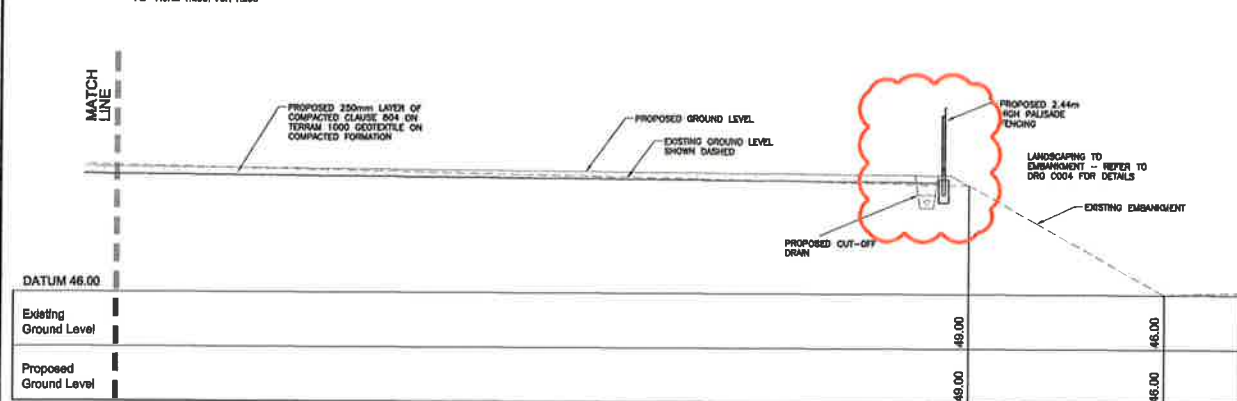
DON'T SCALE DIMENSIONS



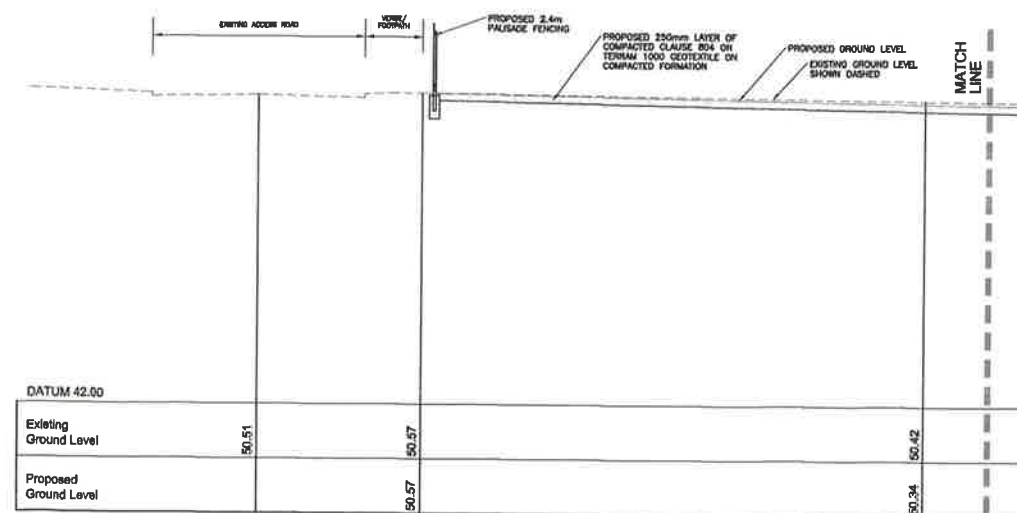
SECTION 1
A1 - Horiz. 1:125, Vert 1:100
A3 - Horiz. 1:250, Vert 1:200



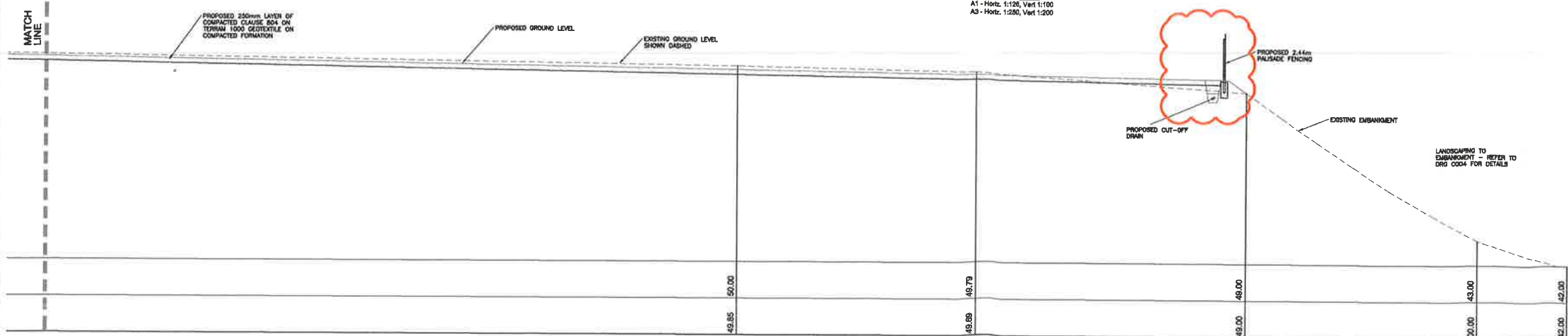
SECTION 1 CONTINUED
A1 - Horiz. 1:125, Vert 1:100
A3 - Horiz. 1:250, Vert 1:200



SECTION 1 CONTINUED
A1 - Horiz. 1:125, Vert 1:100
A3 - Horiz. 1:250, Vert 1:200



SECTION 2
A1 - Horiz. 1:125, Vert 1:100
A3 - Horiz. 1:250, Vert 1:200



SECTION 2 CONTINUED
A1 - Horiz. 1:125, Vert 1:100
A3 - Horiz. 1:250, Vert 1:200

Health and Safety:
THIS DRAWING TO BE READ IN CONJUNCTION WITH ALL OTHER RELEVANT DRAWINGS, THE SPECIFICATION AND THE SAFETY AND HEALTH PLAN.
TEMPORARY WORKS PROPOSALS AND/OR METHOD STATEMENTS TO BE SUBMITTED TO THE P.S.D.P. AND THE P.S.C.S. FOR WORKS WHICH INVOLVE PARTICULAR RISKS.

- Notes:**
- NO PART OF THIS DRAWING MAY BE REPRODUCED OR TRANSMITTED IN ANY FORM OR STORED IN ANY RETRIEVAL SYSTEM OF ANY NATURE WITHOUT THE WRITTEN PERMISSION OF MALONE O'REGAN CONSULTING ENGINEERS AS COPYRIGHT HOLDER EXCEPT AS AGREED FOR USE ON THE PROJECT FOR WHICH THE DRAWING WAS ORIGINALLY ISSUED.
 - THE APPOINTMENT OF THE PROJECT SUPERVISOR DESIGN PROCESS IS THE CLIENT'S RESPONSIBILITY.
 - ALL DIMENSIONS IN mm UNLESS NOTED OTHERWISE.
 - THE CONTRACTOR SHALL CHECK ALL DIMENSIONS PRIOR TO COMMENCEMENT OF CONSTRUCTION. DISCREPANCIES SHALL BE REPORTED TO THIS OFFICE IN WRITING.

P1	PLANNING ISSUE	29.03.17	SD	JN	JN
P	PLANNING ISSUE	27.01.17	MO	SD	JN
Rev.	Description	Date	Drawn	Chkd	Appr.

THIS DRAWING TO BE USED FOR PLANNING PURPOSES ONLY

MOR
MALONE O'REGAN
CONSULTING ENGINEERS

St. Catherine's House,
Catherine Street,
WATERFORD.

Tel: +353 51 876 855
Email: info@waterford.mor.ie
Web: www.maloneoregan.com

Offices also in:
DUBLIN : Tel: +353 1 290 2855 Email: info@mor.ie
GALWAY: Tel: +353 91 531 088 Email: galway@mor.ie
LONDON: Tel: +44 208 5281885 Email: london@mor.ie

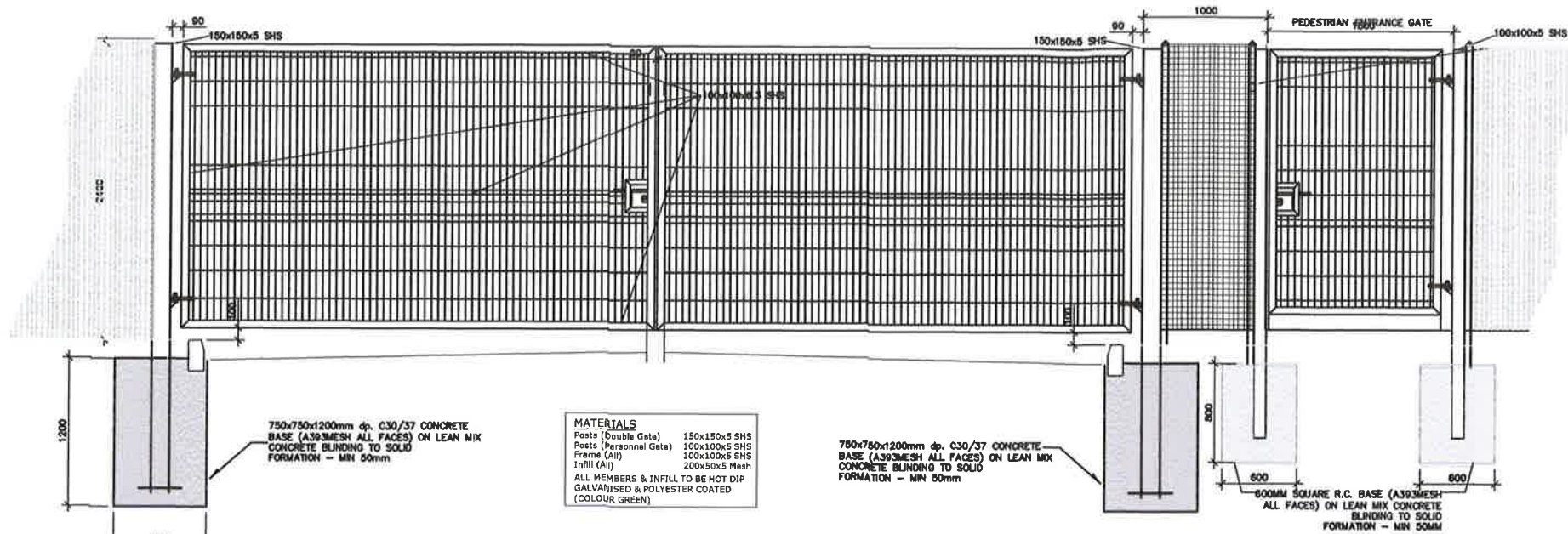
Client **PORT OF WATERFORD COMPANY**

Job **SITE No. 3 BELVIEW SITE DEVELOPMENT WORKS**

Drawing **PROPOSED SITE SECTIONS**

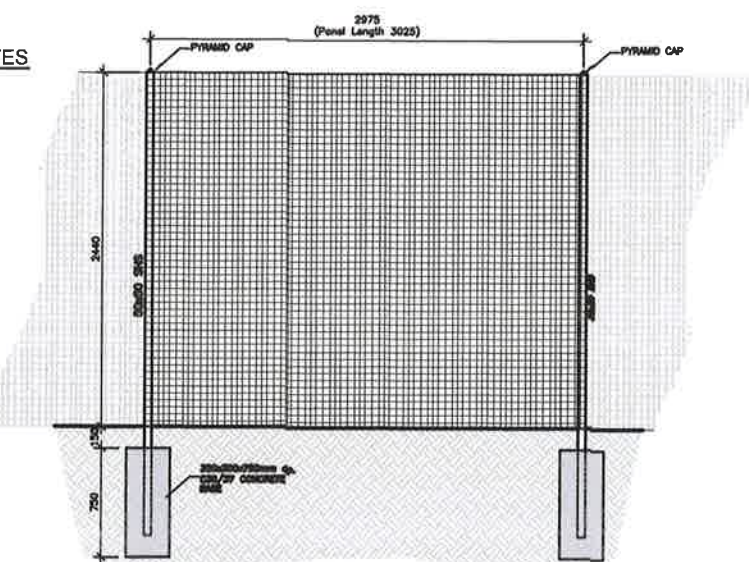
Job No	Drw No	Stage	Revision	Scale
W17002	C003	PL	P1	A1 As shown A3 As shown

DON'T SCALE DIMENSIONS



ELEVATION ON VEHICULAR & PEDESTRIAN GATES

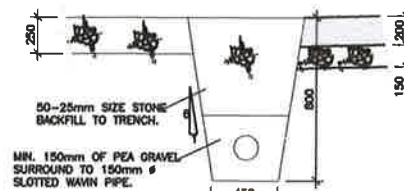
A1 1:25
A3 1:50



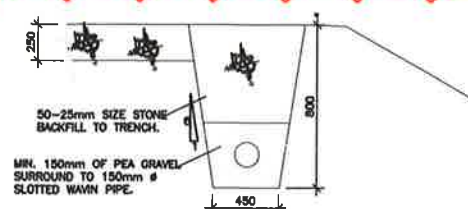
ELEVATION ON 'PALADIN' FENCING

A1 1:25
A3 1:50

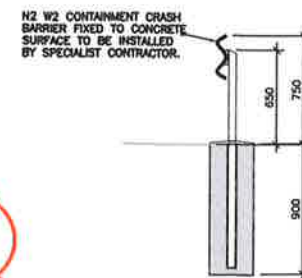
NOTE:
'PALADIN' PANELS SECURED USING
25x5mm CLAMP BAR SECURED TO RHS
POST WITH 8no. M8 TWIFIX PERMABOLTS



TYPICAL DETAIL OF FILTER DRAIN



TYPICAL DETAIL OF CUT-OFF DRAIN



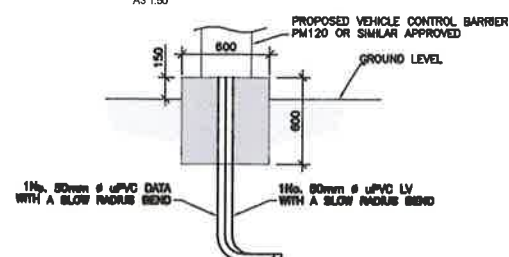
TYPICAL SAFETY BARRIER DETAIL

A1 1:25
A3 1:50



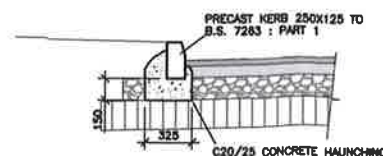
PLAN OF VEHICLE CONTROL BARRIER
(2 No THUS)

A1 1:25
A3 1:50



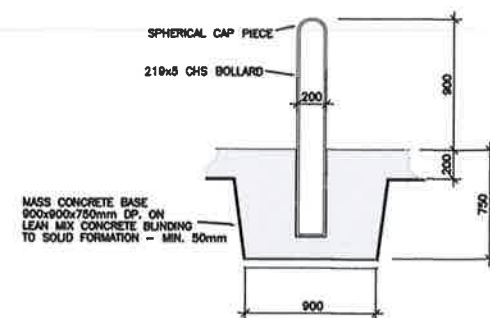
SECTION THROUGH VEHICLE
CONTROL BARRIER (2 No THUS)

A1 1:25
A3 1:50



TYPICAL KERB DETAIL

A1 1:25
A3 1:50



BOLLARD DETAIL (2NO. THUS)

A1 1:25
A3 1:50

Health and Safety:

THIS DRAWING TO BE READ IN CONJUNCTION WITH ALL OTHER RELEVANT DRAWINGS, THE SPECIFICATION AND THE SAFETY AND HEALTH PLAN.

TEMPORARY WORKS PROPOSALS AND/OR METHOD STATEMENTS TO BE SUBMITTED TO THE P.S.D.P. AND THE P.S.C.S. FOR WORKS WHICH INVOLVE PARTICULAR RISKS.

Notes:

- NO PART OF THIS DRAWING MAY BE REPRODUCED OR TRANSMITTED IN ANY FORM OR STORED IN ANY RETRIEVAL SYSTEM OF ANY NATURE WITHOUT THE WRITTEN PERMISSION OF MALONE O'REGAN CONSULTING ENGINEERS AS COPYRIGHT HOLDER EXCEPT AS AGREED FOR USE ON THE PROJECT FOR WHICH THE DRAWING WAS ORIGINALLY ISSUED.
- THE APPOINTMENT OF THE PROJECT SUPERVISOR DESIGN PROCESS IS THE CLIENT'S RESPONSIBILITY.
- ALL DIMENSIONS IN mm UNLESS NOTED OTHERWISE.
- THE CONTRACTOR SHALL CHECK ALL DIMENSIONS PRIOR TO COMMENCEMENT OF CONSTRUCTION. DISCREPANCIES SHALL BE REPORTED TO THIS OFFICE IN WRITING.

P1	PLANNING ISSUE	29.03.17	SD	JN	JN
P	PLANNING ISSUE	27.01.17	MG	SD	JN
Rev.	Description	Date	Drawn	Chkd	Appr

THIS DRAWING TO BE USED FOR
PLANNING PURPOSES ONLY

ADR
MALONE O'REGAN
CONSULTING ENGINEERS

St. Catherine's House,
Catherine Street,
WATERFORD.

Tel: +353 51 876 855
Email: info@waterford.morne.ie
Web: www.maloneoregan.com

Offices also in:

DUBLIN : Tel: +353 1 290 2655 Email: info@morre.ie
GALWAY: Tel: +353 91 531 069 Email: galway@morre.ie
LONDON: Tel: +44 208 5281865 Email: london@morre.ie

Client: **PORT OF WATERFORD COMPANY**

Job: **SITE No. 3 BELVIEW
SITE DEVELOPMENT WORKS**

Drawing: **SITE DEVELOPMENT DETAILS**

Job No: **W17002** Drg No: **C005** Stage: **PL** Revision: **P1** Scale: **A1 As shown**

A3 As shown

DON'T SCALE DIMENSIONS