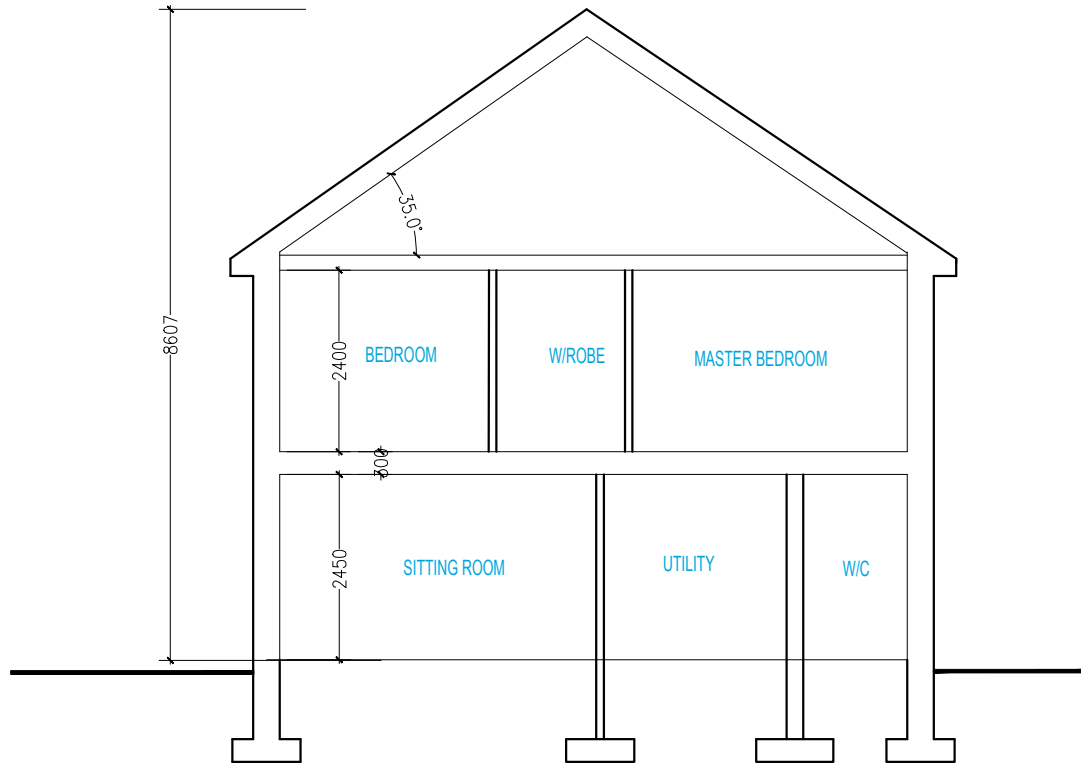
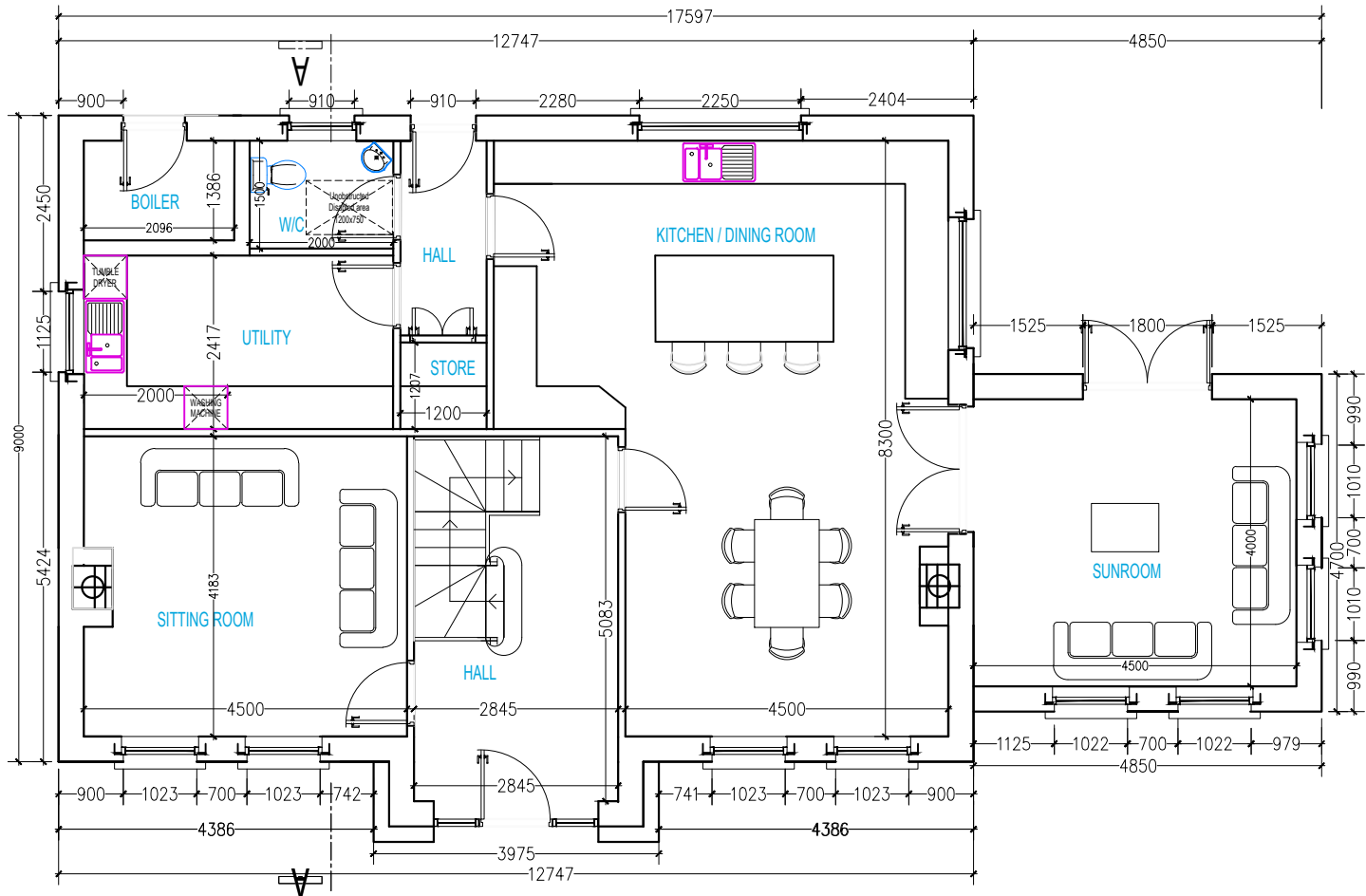


DO NOT SCALE FROM THIS DRAWING. USE FIGURED DIMENSIONS IN ALL CASES.  
VERIFY DIMENSIONS ON SITE AND REPORT ANY DISCREPANCIES TO THE ARCHITECTS IMMEDIATELY.  
THIS DRAWING TO BE READ IN CONJUNCTION WITH THE ARCHITECTS SPECIFICATION.  
THIS DRAWING IS COPYRIGHT AND MAY ONLY BE REPRODUCED WITH THE ARCHITECTS PERMISSION.

NOTES



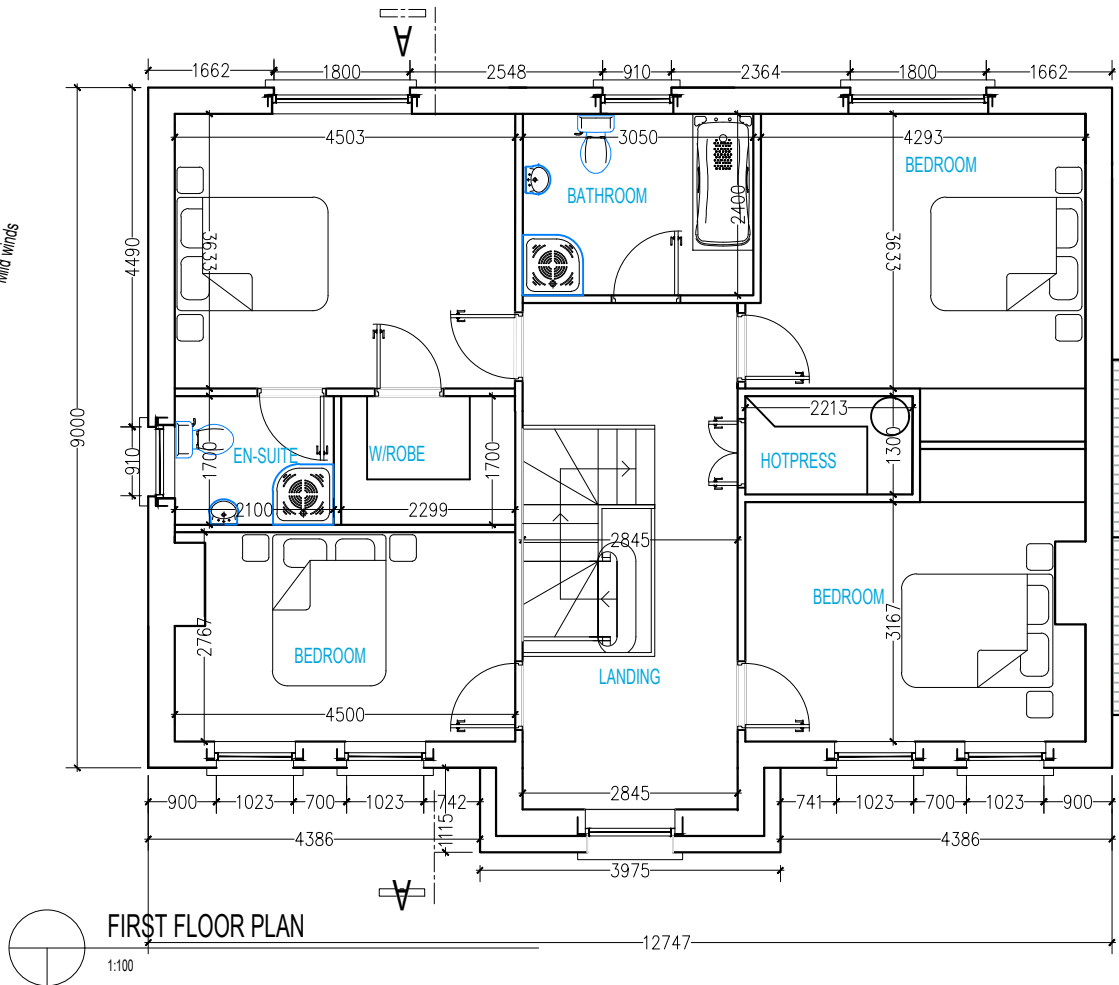
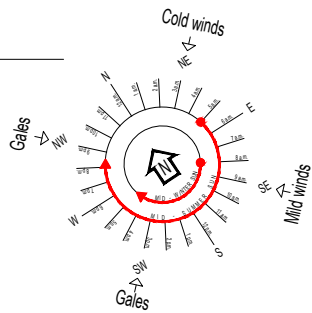
SECTION A - A  
1:100

PLANNING DRAWING  
ONLY

GROUND FLOOR PLAN  
1:100

FINISHES SCHEDULE	
1.	BLUE/BLACK ROOF SLATES/TILES
2.	UPVC FASCIA SOFFITS BARGE BOARDS
3.	RWP'S UPVC
4.	UPVC DOUBLE GLAZED EXTERNAL WINDOWS & DOORS
5.	SMOOTH SAND/CEMENT RENDER FINISH TO BLOCKWORK AND PLINTH
6.	NATURAL STONE FINISH TO SELECTED AREAS.

AREA OF HOUSE		
LEVEL	M <sup>2</sup>	FT <sup>2</sup>
GROUND	121.90	1312.12
FIRST	102.55	1103.84
TOTAL	224.45	2415.96



FIRST FLOOR PLAN  
1:100

Architectural & Engineering services  
Building / Fire Consultants & Site Surveying  
Site Characterisation & 3d Visual Imaging  
**CUNNINGHAM DESIGN ASSOCIATES.**  
Architectural & Building Consultants

Thornford Lodge, Broomfield, Castleblayney, Co. Monaghan  
T 042 9743755 F 042 9743754 E [owen.cunningham@eircom.net](mailto:owen.cunningham@eircom.net)

CLIENT

KATHERINE MCQUAID

JOB

PROPOSED TWO STOREY DWELLING HOUSE ,  
AT CORLEADGAN, CASTLEBLAYNEY  
CO. MONAGHAN

DRAWING

PROPOSED FLOOR PLANS & SECTION A-A

DATE	07.08.2018	SCALE	AS SHOWN
DRN	O.C.	CHECKED	O.C.

DWG. SERIES

PLANNING

JOB NUMBER DWG NUMBER REVISION

18/130 3.0\_P101.00